



LCFF Budget Overview for Parents

Local Educational Agency (LEA) Name: Johnstonville Elementary School District

CDS Code: 18641136010748

School Year: 2024-25

LEA contact information:

Scott Smith, Ph.D.

Superintendent/Principal

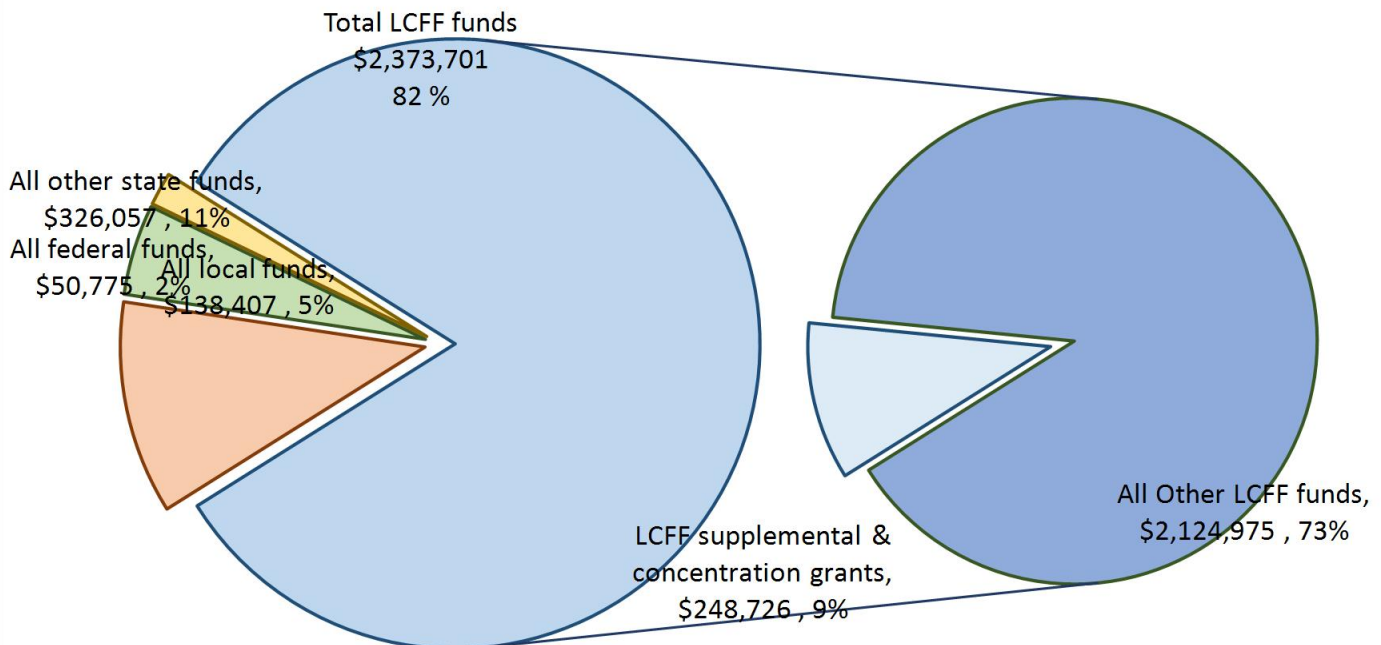
ssmith@johnstonville.org

530-257-2471

School districts receive funding from different sources: state funds under the Local Control Funding Formula (LCFF), other state funds, local funds, and federal funds. LCFF funds include a base level of funding for all LEAs and extra funding - called "supplemental and concentration" grants - to LEAs based on the enrollment of high needs students (foster youth, English learners, and low-income students).

Budget Overview for the 2024-25 School Year

Projected Revenue by Fund Source

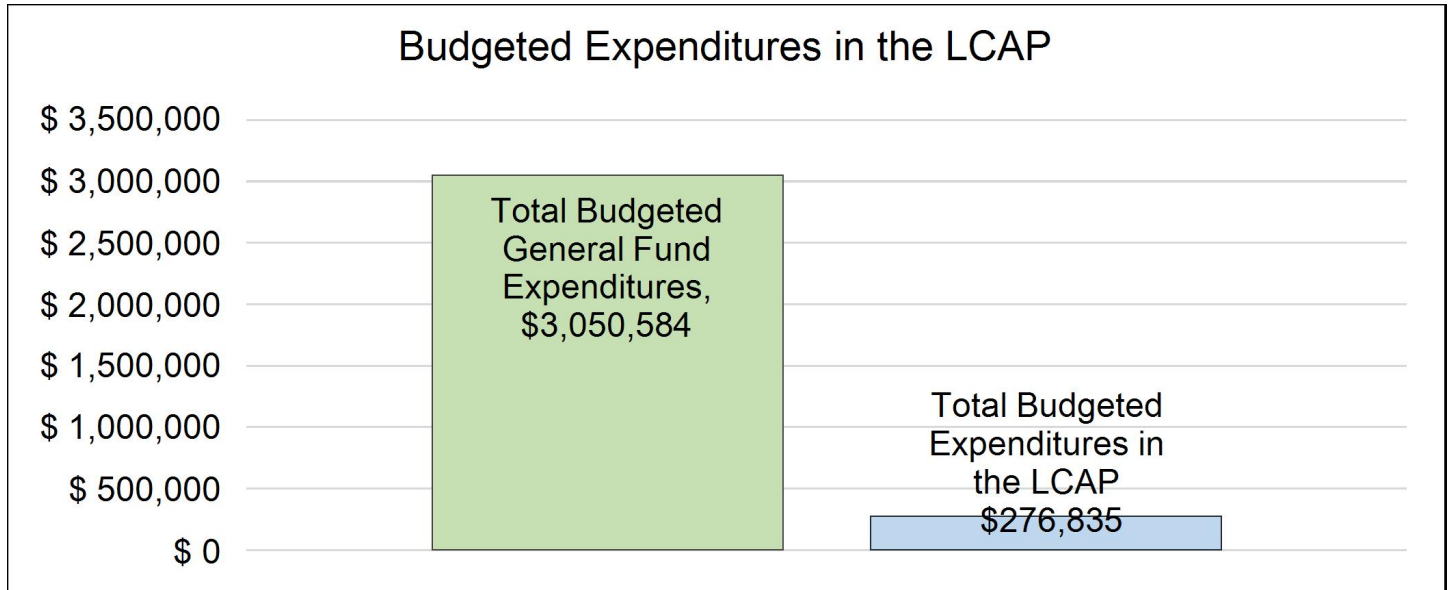


This chart shows the total general purpose revenue Johnstonville Elementary School District expects to receive in the coming year from all sources.

The text description for the above chart is as follows: The total revenue projected for Johnstonville Elementary School District is \$2,888,940, of which \$2,373,701 is Local Control Funding Formula (LCFF), \$326,057 is other state funds, \$138,407 is local funds, and \$50,775 is federal funds. Of the \$2,373,701 in LCFF Funds, \$248,726 is generated based on the enrollment of high needs students (foster youth, English learner, and low-income students).

LCFF Budget Overview for Parents

The LCFF gives school districts more flexibility in deciding how to use state funds. In exchange, school districts must work with parents, educators, students, and the community to develop a Local Control and Accountability Plan (LCAP) that shows how they will use these funds to serve students.



This chart provides a quick summary of how much Johnstonville Elementary School District plans to spend for 2024-25. It shows how much of the total is tied to planned actions and services in the LCAP.

The text description of the above chart is as follows: Johnstonville Elementary School District plans to spend \$3,050,584 for the 2024-25 school year. Of that amount, \$276,835 is tied to actions/services in the LCAP and \$2,773,749 is not included in the LCAP. The budgeted expenditures that are not included in the LCAP will be used for the following:

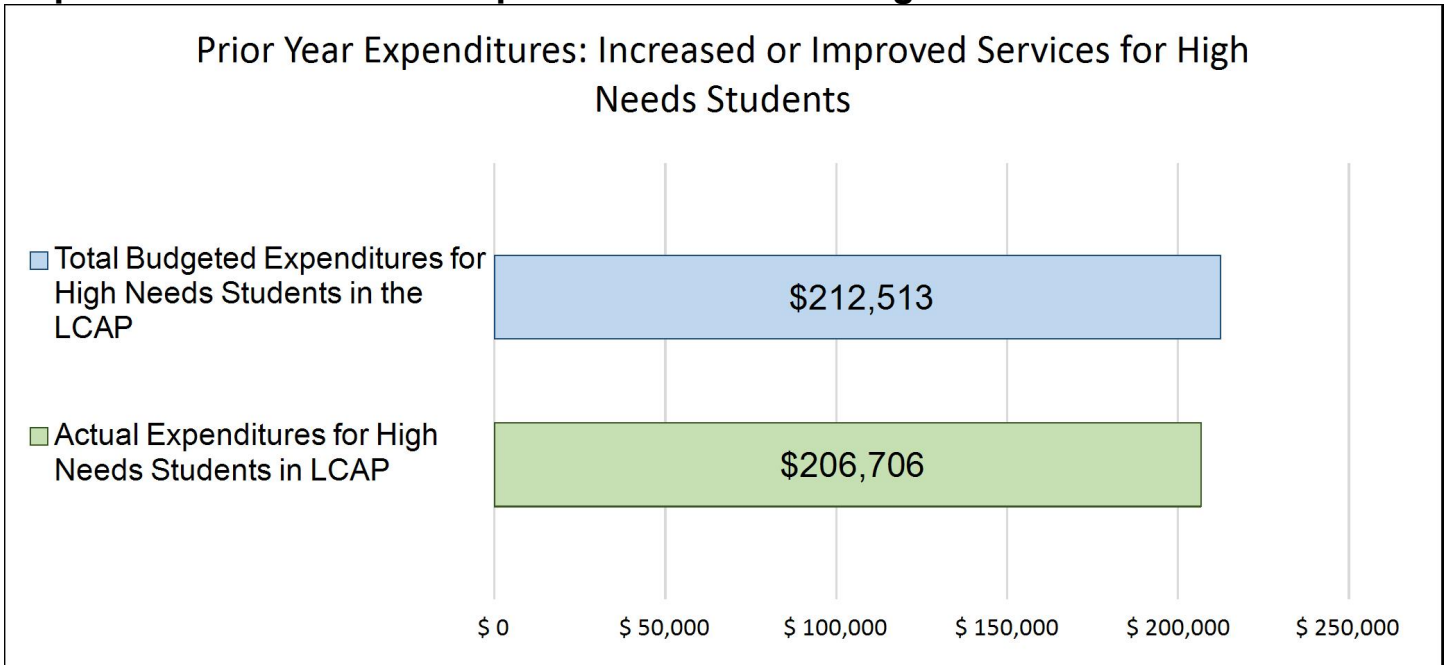
Expenditures not included in the Local Control and Accountability Plan include additional staff salaries and benefits (\$2,250,111), books and supplies (\$245,862) services such as electricity, phones, garbage removal, and facility maintenance/repairs (\$500,500), and contributions to support the cafeteria and special education programs as well as perform facilities maintenance (\$698,330).

Increased or Improved Services for High Needs Students in the LCAP for the 2024-25 School Year

In 2024-25, Johnstonville Elementary School District is projecting it will receive \$248,726 based on the enrollment of foster youth, English learner, and low-income students. Johnstonville Elementary School District must describe how it intends to increase or improve services for high needs students in the LCAP. Johnstonville Elementary School District plans to spend \$248,726 towards meeting this requirement, as described in the LCAP.

LCFF Budget Overview for Parents

Update on Increased or Improved Services for High Needs Students in 2023-24



This chart compares what Johnstonville Elementary School District budgeted last year in the LCAP for actions and services that contribute to increasing or improving services for high needs students with what Johnstonville Elementary School District estimates it has spent on actions and services that contribute to increasing or improving services for high needs students in the current year.

The text description of the above chart is as follows: In 2023-24, Johnstonville Elementary School District's LCAP budgeted \$212,513 for planned actions to increase or improve services for high needs students. Johnstonville Elementary School District actually spent \$206,706 for actions to increase or improve services for high needs students in 2023-24.

The difference between the budgeted and actual expenditures of \$-5,807 had the following impact on Johnstonville Elementary School District's ability to increase or improve services for high needs students:

The difference between the budgeted and actual expenditures is estimated to be approximately one percent (1%) in year-to-year expenditures. The projected impact on Johnstonville Elementary School District's ability to increase or improve services for high-needs students is estimated to be negligible.